




This Issue

- Jean Impey "Spider Web" WorkshopSaturday, September 15th
- Jenny Lyon "Introduction to Fearless Free Motion Quilting" Workshop.....Friday, October 12th
- WQ Officer & Chairman Reports
- Call for Entries
- Neighborly Guild Calendar
- Contributing Articles



Next Quarterly Meeting

Saturday, October 13, 2018

St. Johns Presbyterian Church - Fellowship Hall
11000 National Blvd. L.A 90064

Jenny Lyon

"Quilting is a Contact Sport"

A sometimes humorous look at how quilting affects our lives and relationships. Includes a trunk show of award-winning garments and quilts.

Up Coming Workshops & More



- Spider webs in your house, oh no! Spider webs in your quilt? That is a good thing! **Jean Impey** will be here **Saturday, September 15, 2018** to give us her **"Spider Web Quilts"** Workshop. She will be updating the traditional spider web block and giving tips on how to make it with accuracy and speed. Signup on our website Programs@WestsideQuiltersLosAngeles.org Revised fees, \$50.00 and non-members \$65.00.
- Improve or start your free motion quilting skills. **Jenny Lyon's "Introduction to Fearless Free Motion Quilting"** class is **Friday, October 12th**. There are only 7 seats left. Please indicate your desire to begin or continue your free motion adventure.
- **SCCQG Exhibit at Road to California**, see Call for Entries for details.
- **Annual Philanthropy Workshop**, mark your calendars for **Saturday, November 10th**.
- Community Outreach Opportunity – Los Angeles Area School



PRESIDENT'S MESSAGE

WESTSIDE QUILTERS

Just finished reading an article in the Los Angeles Times, maybe some of you also read it on August 20th. The subject was PLAY AND CHILDREN. Lots of learning and creativity seems to take place when children are allowed to express themselves and play.

Children are often over scheduled by their parents in after school classes and activities. Parents think these activities will help their kids excel in this very competitive society.

But leading Pediatricians think otherwise. They say PLAY is a wonder drug for learning and creativity. I think there is a lesson here for all of us.

We take care of our homes, prepare food, shop, clean, garden, take care of others, pay bills, etc. Every day is filled with things that need caring for.

As Quilters we need to plan PLAY TIME.

Put it on your calendar, your iPad, iPhone or a piece of paper.....call it whatever you want.

MT= my time, use this time to plan a project, draw, paint, take pictures that will inspire you, work on a piece already in progress, sew....whatever you do it is your time to be creative and PLAY.

Thinking of you with a smile as you make a plan.

Roberta Walley
President





Only 2 seats left!

Westside Quilters presents a workshop with quilt artist and teacher

Jean Impey

<https://sewjean.com>

“Spider Web”

Saturday, September 15, 2018

9:30am – 3:30 pm

**St. John's Presbyterian Church Fellowship- Hall,
11000 National Blvd.**

Los Angeles, CA 90064.

**Revised Workshop Fee: \$50.00 Non-Member
Fee \$65.00**



At a Saturday workshop popular Southern California teacher Jean Impey returns to WQ to give us her "Spider Web Quilts" Workshop. The Spider Web design is an old quilt block sometimes called a String Quilt. Jean has fallen in love with this design and continues to make it again and again, each time making it a bit differently. In this class, anything goes and everyone is successful. It's a bit of old-style quilting, mixing it up with the fascinating use of color and design and making it your own. We will start sewing almost immediately and Jean will teach techniques for accuracy and speed. Weave strips of fabric into a new quilt full of surprises. You will lose yourself into the rhythm of stitches and repetition while making a work of art. Make a quilt, make a pillow... it's all fun and colorful!

Bring your favorite fabrics and scraps whether it's contemporary, modern, traditional, hand dyes, tonal, batiks, or thimbleberries – it looks best when you throw in everything....” My first Spider Web has over 280 different fabrics – not including the crazy pieced kites. It was so exciting that I have made more than a dozen more.”

In this one-day class, you will have enough time to make a pillow and then if you love the process, you can continue on and make the whole quilt. Its fun, it's creative, and you'll learn techniques that you will continue to use on other quilts you make. There is a \$12.00 Kit Fee which includes your own Plexiglass Kite-Shaped Template.



About Jean:

“Art has been an integral part of my life since I was a child. I remember always being intrigued and absorbed with making things.

My mother encouraged my exploration of all things creative and my life-long creative journey took off including painting, sewing, photography, ceramics, embroidery, gardening just to name a few.

My style, my passion, my energy is boundless... I love discovering, I love looking, I love seeing, I love the way others see, and I love doing!

I don't worry about doing it wrong.... There is no such thing in the creative process. I like how Albert Einstein said, “The easiest way to be creative: try something different, even if you don't think it will work.”

I look forward to sharing my story, work and passion with you.”



Want to sign up? Email to programs@westsidequilterslosangeles.org or call Brenda Gottfried or Pat Karasick



Jean Impey

<https://sewjean.com>

Supply List

There is a \$12.00 Kit Fee which includes your own Plexiglass Kite-Shaped Template.

- Sewing Machine and Basic Supplies
It's always best to test your machine before class. Bring your favorite 1/4" foot for piecing and your FMQ/Darning foot. Basic Sewing tools include the items you like to have when sewing... a seam ripper? LOL, stiletto, marking tools, pencils, spare bobbins, scissors, rulers, pins, spare sewing machine needles (70 sharps are my favorite) - bring anything portable that makes you happy.
- IF YOU WANT TO MAKE A PILLOW:
Bring a Zipper Foot for your Machine, for your pillow back - 22" of selvage to selvage fabric (do not cut off the selvage) and a 20" pillow form (IKEA sells these for \$6.99)
- FABRICS
KITE SHAPES - Scraps of fabric (any size – all 100% cotton), in many different colors and patterns (for kite shaped crazy pieced parts) A charm pack works great for these crazy pieced kite shapes and provides some overall continuity
STRIPS - If you are making a traditional 7-ring spider web, you will need 1-1/2" strips... If you are making a 5-ring traditional spider web, you will need 2" strips. If you are making a "liberated" spider web, bring scraps. If you don't know, just bring fabric and we can make that decision together.
- 50W Cotton Thread - *Neutral colored cotton thread for piecing*
- Muslin
We use muslin for your foundation. You will need four 11" x 11" squares, to start with for this class. If you are making something other than a pillow, you may want to contact me and talk about what size muslin squares you would want to start with.
- June Tailor's Shape Cut JT-796
This is a must for squaring up your blocks. After this class, you will use it to square up everything.
- June Tailor's Grid Marker (JT-717)
I highly recommend this tool for marking your muslin
- OPTIONAL: 20 x 30" foam core board
We use it for a portable design wall. When space is limited, it gives you a place to work with your designs; it doesn't have to be new or fancy.
- OPTIONAL: A special "dead blow" hammer made of resilient plastic used to flatten seams and joints in quilting
A dead blow hammer is a specialized mallet helpful in minimizing damage to the struck surface and in controlling striking force with minimal rebound from the struck surface. The minimal rebound is helpful in avoiding accidental damage to precision work, especially in tight locations. Its material is used and does not damage fabric.
- Neon Orange Dead Blow Hammer
- Seams Perfect's "Wacker"





WESTSIDE QUILTERS



Westside Quilters presents a workshop with

Jenny Lyon

"Intro to Fearless Free Motion Quilting"

Friday, October 12, 2018

9:30am to 3:30pm

St. Andrew's Lutheran Church,

11555 National Blvd, Los Angeles, CA 90064

Workshop Fee: \$50.00 (\$45.00 for early registration by September 12th)

Fee for non-members \$60.00.

This class is appropriate for the absolute beginner or the quilter with some experience who wants to improve their free motion quilting. Learn to free motion quilt in a supportive and fun atmosphere. Jenny will bring numerous quilts, photos and samples to illustrate what is taught in class. Jenny will be teaching this November at IQF Huston.

We will work on 5 beautiful and fun motifs that you can put on your own quilts using your home sewing machine!

Jenny says "I think the biggest barrier to successful free motion quilting is the internal critical voice. If you can let go of that, you can successfully free motion quilt. Really all we're doing when we free motion quilt is using thread, fabric and machine to quilt-no big deal. Sometimes just being in a classroom can cramp your style-I know it does for me! So my hope, my goal, is for my students to let go of that fear and that critical voice and just have fun with it. So what if your class sample is not that great-you're learning something new and it may take a while."



About Jenny Lyon:

I have been joyfully teaching the art of quilting since 2006. My classes are encouraging, supportive, and light-hearted. I love seeing my students realize that they CAN quilt their own work on a domestic machine. I teach regionally, at various guilds, at IQF Houston and Chicago and throughout the US.

I have been working with fabric since I was a little girl trying to make my own clothes. I hail from a long line of traditional bed quilt makers, but I didn't take a formal class in quilting until 1983. I "re-entered" quilting in 1999 and that one class unleashed a *'need'* to create that has not stopped.

I use my domestic sewing machine to create art quilts and wearable art. I love to watch my machine stitches create line, texture and shadow as they merge on the surface of the fabric. My work has been juried into the Houston International Quilt Festival, Pacific International Quilt Festival, AQS in Paducah, the Curitiba Quilt Show in Brazil, and has shown in several art galleries as well as SAQA exhibits. Some of my work is held by private collectors.

I live in Northern California with my oh-so-patient hubby and our Basset boy. Our two grown sons have left the nest to become men, leaving more room for books, fabric and notions.

My current work is centered around whole-cloth pieces, with intricate free-hand free-motion quilting. Because there is little or no piecing, the story is told through the line of the thread. I consider this work to be "sculpting" the fabric, since the stitches create line and shadow upon the quilt's surface.

I call myself the Quilt Skipper because once while quilting my own quilt, I was so delighted by the unexpected beauty of it and what emerged from my needle, that I found myself cheerfully skipping around the house when I took my breaks. It is a joy to create art with free motion quilting.

Want to sign up? Email to programs@westsidequilterslosangeles.org



WESTSIDE QUILTERS



Jenny Lyon Workshop

www.quiltskipper.com

"Intro to Fearless Free Motion Quilting"

Friday, October 12, 2018

SUPPLY LIST

- Machine--in good working order. Bring the one you will really work with at home if possible.
- Manual for machine. Please know how to set up your machine for free motion before class by reading your manual.
- Free Motion or Darning foot for your machine-- open--toed is best. Bring a closed toe darning foot if that's what you have. The foot usually has a spring on it. You do need this for the class--if you're not sure, please call your machine's dealer to make sure you have the correct one.
- Put the free motion foot on your machine before you come and lower the needle to make sure it fits and works with your machine. Your quilt sandwich should move freely under a lowered presser foot. I want to make sure you have the right one!
- 6--8 quilt "sandwiches". Exact size is not important but they should be about 14" square or so--1 5/8 yds of fabric will yield 6 sandwiches. Fabric should be solid or near solid so that you can see your stitches. Your sandwiches will have 3 layers: fabric, batt, fabric. A thin cotton batt works best. Put a few pins in just to hold it together.
- Blue wash out marker or white marker if your fabric is dark.
- Quality thread, preferred 50 weight or higher (higher number=thinner thread) (Aurifil, Mettler are good). If you're going to go buy thread for class, I would suggest Aurifil 50 weight--it behaves well.
- Wound bobbin (same thread choices as above).
- One extra bobbin--empty.
- Size 80/12 needles for your machine--topstitch preferred; the new titanium coated ones are even better--they last longer.
- Scissors or snips.
- 4 paper towels (I'll explain!)
- Pencil/paper for taking notes and practicing motifs--unlined is much better than lined.
- Any other notions that you like to use for free motion quilting

Bring only if you already have (don't rush out and buy them):

- The bed extender that came with your machine if you have one. Or, bring your Sew Steady table if you have one.
- Teflon machine bed cover such as Supreme Slider (makes the bed of your machine slippery so that your quilt sandwich moves more smoothly).
- Straight stitch throat plate.
- Quilting gloves of your choice--no, you don't *have* to have them but it can help!

Questions? E--mail Jenny @ jenny@quiltskipper.com

PHILANTHROPY

Hello, WQ Members,

Thank you to all who participated and purchased fabric at our fabric sale. We made over \$600! Thank you to those who helped with the set-up, selling and especially take down at the end.

We thank all who donated more blocks, quilts and hats towards our charities. We took home quite a haul. Please continue your good deeds as we would really like a great showing at the end of the year for A Child's Dream-CA and Upward Bound.

Philanthropy Day, Sat., Nov. 10, is right around the corner, literally a little more than two months away. Please plan on joining us for a fun day of making strip blocks, quilt tops with the strip blocks or making your own quilt top, enjoy a pot luck lunch and just plain ole' camaraderie! We had a lot of fun last year, I believe we had over 25 members join us. I hope we can top that this year. We had many stations: block making, quilt tops, backing, ironing and labels to add to completed quilts. All we ask is that you attend and we'll find something for you to do! All of this will happen at St. John's Presbyterian Church (the same location we hold our guild meetings) from 9:30-3:30p. You are not required to stay all day. We would be happy to have you for even a few hours.

Delivery of all items to A Child's Dream-CA and Upward Bound will be in early December so everyone has time to knit/crochet a hat, make a receiving blanket, make more strip blocks or make a quilt.

We continue to collect Wounded Warrior and/or Dollies Make a Difference quilts.

Again, thank you all for your ongoing generosity and hard work.

Perla Rothenberg, Lisa Drew, Virginia Marshall
Philanthropy Co-Chairs

Donation to A Child's Dream-CA

I am very happy to announce that the Westside Quilters Board members voted to donate \$300 towards A Child's Dream Back-to-School Give-Away scheduled for Saturday, August 18, 2018.

Twice a year, A Child's Dream-CA holds give away events. The Back to School event provides backpacks, school supplies, hygiene products and snacks for over 500 children. The Holiday Program provides toys, clothing and other items that children in need may not otherwise receive. That's where Westside Quilters come in by providing warm quilts, hats and receiving blankets.

A Child's Dream-CA was founded by a single mother who had her faith firmly intact and knew that by paying it forward it would also impact her and her family in myriad ways. Please take a minute to read the many good deeds of A Child's Dream-CA: [a-childs-dream](http://a-childs-dream.org)

Perla Rothenberg, Lisa Drew, Virginia Marshall
Philanthropy Co-Chairs



FABRIC EXTRAVAGANZA

Thank you to all who participated and purchased fabric at our August 18th fabric sale.

We made over \$600!

Thank you to those who helped with the set-up, selling and especially take down at the end.

Perla & Lisa

Leadership.....

There has been a push lately of gathering up unfinished projects (PHDs to me--Projects Half Done) and getting them completed. Many of my fellow quilter friends have gotten on board and made real progress. They bring them, one after another, to Show and Tell and show off. Nothing is worse than a good example! I have to admit, much to my chagrin, that I have made little or no advancement. I still have PHDs all over the place--everywhere I look there is one glaring back at me. In fact, if I am honest, I am going the other way, deeper and deeper into projects.

I admit that I am an Instagram junkie. I like nothing better than a good photograph, and if it is of gardens or animals, so much the better. Of course, I follow heaps of quilters. Quite a few of them have been on a quest of "100 Block in 100 Days" inspired by a book by Tula Pink. Couldn't get on Amazon quick enough to order that. Every day, these quilters post their blocks on Instagram and while the block patterns themselves are not that unusual or difficult, the fabrics they combine in making them are just the best! What stashes they must have and where they find these unique and often whimsical fabrics I sure would like to know. I do have some pretty cool fabrics too, but like many of you, I am often loath to cut into my precious goods. These are such little blocks I would only need to cut just a little bit--maybe a little more because much of it is fussy cut. Anyway, thankfully, I have not started in on this 100 blocks/100 days marathon, but I'm keeping that book handy. When I make a little progress in finishing up a thing or two I may just reward myself and have a go.

I am proud to report that I did finish my Mod Dog project and it made a swell pillow for a happy little fellow and his new puppy. One down, 217 left to go--or was that the number of triangles in that other project that's held captive behind closed doors.

Sonja Daniel, PHD
Vice President



Programs

Survey results

Thank you for participating in the survey about which types of quilting you are most interested in learning more about. Artsy quilts received the most votes, followed by scrappy quilts, dying fabrics, Hawaiian, Amish, and wool applique. Program chairs will take your input into consideration when searching for the best possible teachers available.

The good news is that you can anticipate classes that support your interests in the following year. Libby Williamson will be presenting "Paint, Stitch, Collage Magic" in February. Jenny Bowker will wow you in March with her workshop on "Shimmering Triangles". Mel Beach brings her "Modern Mandalas" in March. In May Linda Anderson will join us, check out her website: <https://laartquilts.com/>, perfect!

If you are aware of any good teachers that you have encountered in your retreats, or travels please let us know.

Brenda Gottfried and Pat Karasick.
Co-Program Chairs





Kathy Strelloff,	September 3
Patti Londre	September 6
Dale Barnes	September 8
Virginia Marshall	September 10
Tina Nord	September 10
Louise L. Welch	September 11
Julie Marqez	September 14
Nancy Sharpe	September 17
Betsy Barker	September 21
Sally Silvers	September 25



MEMBERSHIP

We're getting there - membership is up to 75 and we have several new members so far this year. We're still hoping for a few more renewals to come in.

So, this will be your last newsletter if you have not renewed. An updated roster and new password will be out soon. I'm looking forward to more great workshops and seeing everyone at our October 13th General Meeting.

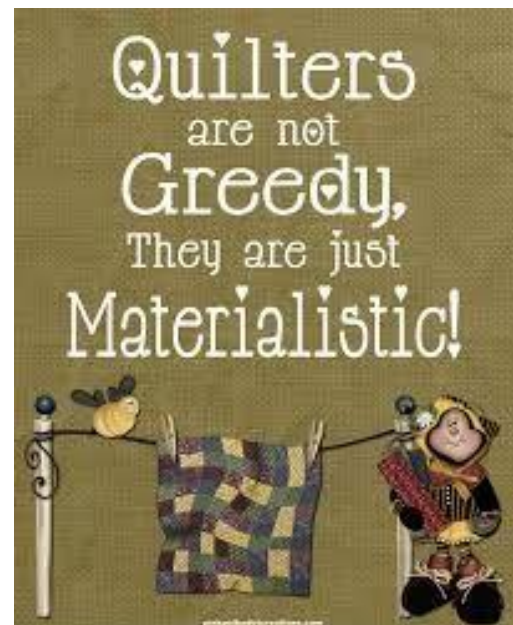
Luann Jaffe
Membership

See membership form on **page 11**

WORKSHOP REGISTRATION

First, please email your intent to attend a workshop to: Programs@WestsideQuiltersLosAngeles.org at the **WQ website**, choose *Calendar* and scroll down to individual workshops. See the link to the Workshop Registration Form (which you can fill in on-line and then print) and the supply list. **See the workshop no-refund policy (substitutions allowed) shown on the Workshop Registration Form.**

WQ will hold your space at the workshop for 14 days to allow time to mail Registration Form and payment to the WQ post office box. For last-minute registrations, contact the Program Chair ASAP. **Credit cards/debit cards now accepted.** Non-members pay a \$15.00 surcharge. Supply lists for all classes can be found on the Calendar page at www.WestsideQuiltersLosAngeles.org. The class sessions are from 9:30am to 3:30pm.



TREASURER

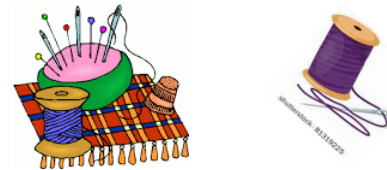
Karynn Dittmar, Treasurer

OPENING BALANCE AS OF 6/1/18		9830.61
INCOME		
Membership Dues / Donations	2555.00	
Workshop Fees	2503.00	
Bank Adjustment	0.01	
Guest Fees	40.00	
Fabric Sale Fundraiser	584.50	
Amazon	24.86	
TOTAL INCOME		5707.37
EXPENSES		
Workshop Expense	3446.32	
General Meeting Expense	1053.90	
Charitable Contributions	300.00	
SCCQG Insurance	0.00	
Website	220.25	
PO Box Rental	140.00	
Philanthropy / Ed. Expense	200.00	
Printing / Promotion / Admin.	199.71	
Square Up Fees	27.84	
Government Fees	20.00	
TOTAL EXPENSE		5608.02
NET INCOME		99.35
CLOSING BALANCE as of 8/30/18		9929.96

Easy Money for WQ:

We want to remind you that Amazon will pay Westside Quilters 0.5% of purchases as an eligible charitable organization. When you log in to your Amazon account, please select Westside Quilters as your charity in AmazonSmile. If you received an email stating that you need to select a new charity since Westside Quilters had not supplied their bank information update, please check to see if you need to register again. The situation has been resolved.

If you have any problems, please contact Karynn Dittmar, Treasurer.



WEBSITE:

The Westside Quilters website at www.westsidequilterslosangeles.org has been updated with all the Quilters Showcase photos from our recent quarterly August meeting as well as photos from the meeting and Velda Newman's two day workshop. If anyone has further photos of the August events that you would like to have posted, you can send them to Sally Wright at webmistress@westsidequilterslosangeles.org.

Also, just a reminder that when you show your work during the Quilters Showcase (Show and Tell) portion of our meeting, please fill out the form on the Membership table with your name, the title of your quilt, and a description. It makes it so much easier for your web manager to figure out whose quilt is whose. We want you all to get the credit you deserve for your wonderful work!

Sally Wright
Website Manager





WESTSIDE QUILTERS

Membership Form June 1, 2018 to May 31, 2019

PLEASE WRITE CLEARLY and MAKE SURE YOU INCLUDE YOUR EMAIL ADDRESS

Name		Birthday (Month/Day)
Address		
City/State/Zip Code		
Home Phone	Work Phone	Cell Phone
Email:		
Occupation	Retired ? From?	
Member of Mini-Group	Interested in joining a mini-group?	

Renewal Membership **New Member**

Annual Membership Dues to May 31, 2019 [dues are not tax deductible] \$ 50.00

Fully Tax-Deductible Charitable Donation

Total Amount Enclosed

Members of Westside Quilters (WQ) may participate in all Guild activities, have the right to vote, hold elective or appointed office, attend General Meetings without fee, and register for work-shops at membership rates. WQ members pledge to perform a few service hours each year.

For renewing members, please indicate your contributions this past fiscal year:

- Served on the Executive Board or a volunteer committee.
- Engaged in philanthropic quilting activities (WQ or other organizations).
- Assisted at general meetings or workshops or field trips.
- Contributed to the WQ newsletter or distributed promotional WQ material
- Other activities _____.

Members can pay with a check, cash, credit card or debit card:

- (1) If paying by check, make your check payable to "Westside Quilters."
- (2) If paying by credit card or debit card, please fill in the information below. Credit card number

Name as it appears on card _____ Expiration Date _____

American Express MasterCard Visa Debit Card

CVV _____ Billing Zip Code _____

- (3) Please sign and complete this application.
- (4) Mail application and check (if paying by check) to Westside Quilters, Post Office Box 641925, Los Angeles, CA 90064.

Signature

Date

Westside Quilters is a Federal 501(c)(3) tax-exempt public charity. The effective date of exemption is June 17, 2010, as specified in the determination letter dated May 26, 2011.

Calls for Entry

For some great information from a veteran on how to get your work shown see this blog entry from Sue Bleiweiss <https://suebleiweiss.blog/2018/06/14/getting-your-work-out-there/>

Continuing our notifications for ways to display your quilts and textile pieces to a wider audience... Entering shows is not difficult, but to begin here are a few guidelines:

- Always make sure you read everything in the call including the calendar, requirements, rules, etc. Especially the rules! Will save headaches and disappointment later on.
- Keep a record on your entries so you won't be caught with a quilt needing to go two places at once. Having to remove a quilt from a show or exhibit because you misread the exhibition dates is a no-no. Ask me how I know...
- Having a great photo of your quilt - straight on, in focus, not on a bed or held up showing hands and feet, super important. There is lots of great info on quilt photography on line. Google!
- Don't be intimidated or depressed by a rejection! There are lots of different reasons why a quilt doesn't fit into a specific show. It is usually not because your quilt is bad!

The calls below are just a sample of the many opportunities out there. For more search "Fiber Art Calls for Entry" or "Quilt Calls for Entry"

SCCQG Exhibit at Road to California

"New Quilts from Southern California". The southern California Council of Quilt Guilds has been asked again to curate a special exhibit for January's 2019 Road to California Show. Given that we have limited hanging space we're looking for wall quilts, no bed size quilts please. We would like quilts that are new and have not been widely shown – your latest work! No Kit Quilts will be accepted. The official Call for Quilts and Entry Form is available on the SCCQG website and on page 20 (last page) of this newsletter. Contact Stephania Bommarito for more information.

Art Quilts XXIII: Locating Ecologies.....Chandler Center for the Arts, Chandler, AZ....Nov. 16, 2018– Jan. 11, 2019
Entry Deadline: Friday, August 31, 2018, 5 PM MST

The exhibition is produced by the Chandler Center for the Arts and is presented by the Chandler Cultural Foundation and the Chandler Arts Commission.

Power of Women - international Quilt Festival Houston.....<http://www.callforentriespower.com>

Join us as we celebrate the power of women. Entrants are invited to create a quilt or sheer art cloth that expresses their love and appreciation of an influential mother, sister, aunt, friend, or any greatly admired woman. This unique installation will feature three separate display sections, each telling a part of the story.Entry Deadline September 3, 2018

Quilt National 2019 The Dairy Barn Arts Centre (Athens, OH).....<http://dairybarn.org/quilt-national/quilt-national-2019/>
May 24 – Sept 2, 2019 Entry Deadline Sept 5, 2018 (open now)

Quilt Festival Houston, 2018 You've Got Talent! <http://www.quilts.com/you-ve-got-talent.html>
Once again this year, you will have opportunity to display your work at Quilt Festival in Houston – in the form of a photograph of their traditional-style quilt. Entry deadline September 15, 2018

Road To California 2019, January 24-27, 2019. Ontario Convention Center, Ontario CA
<https://www.road2ca.com/submit-a-quilt.html> Entry for the quilt showcase at Road are now open.
Entry Deadline October 2, 2018

Forced to Flee (SAQA Global - All members) Ruth Funk Center for Textile Arts at Florida Institute of Technology May 25 – August 24, 2019 Melbourne, Florida. Call opens October 1
<http://www.saqa.com/calendar-detail.php?ID=5694> Entry Deadline October 31, 2018

New Quilts From An Old Favorite, 2019 - "Oak Leaf and Reel" The National Quilt Museum, Lincoln, NE
<https://quiltmuseum.org/education/contests/new-quilts-old-favorites/> Entry deadline November 2, 2018

QuiltCon, February 21-24, 2019, Nashville TN <https://www.quiltcon.com/submit-a-quilt/>
For Modern Quilt Guild members. Entry Deadline November 30, 2018

AQS Quilt Week 2019 Lancaster, PA <http://www.quiltweek.com/contest> Feb/Mar, 2019
Entry Deadline November 2, 2018

AQS Quilt Week, Paducah KY, April 2019
<http://www.cvent.com/events/2019-aqs-quiltweek-spring-paducah-contest/event-summary-3c680623f53445d1ae02b25c4f69b0bb.aspx>
Entry Deadline December 7, 2018

Sacred Threads, Herndon, VA <http://www.sacredthreadsquilts.com/html/callForEntries.html> ... July 11 – 28, 2019
Call opens Oct 1, 2018 Entry deadline Jan 10, 2019

Interpretations 2019: Rhapsody - Visions Art Museum, San Diego, CA. <http://interpretations2019.com/register/preview>
Interpretations 2019: Rhapsody is the 20th international juried exhibition produced by the Visions Art Museum:
Contemporary Quilts + Textiles (VAM). The jurors will select work that exemplifies innovation in quilting and surface design
techniques as well as excellence in composition and craftsmanship. full color publication will accompany the exhibition.
Exhibit runs October - January 2020. Call open January 1-31, 2019

Questions? sally@sallywrightquilts.com

Sally Wright





A NEIGHBORLY GUILD CALENDAR

September 2018

September 5 Santa Monica Quilt Guild www.santamonicaquiltguild.org	<u>Meeting</u>
September 9 San Fernando Valley Quilt Association www.sfvqa.net	<u>Lynn Mann</u> Workshop: There is No Such Thing as Ugly Fabric
September 10 LA Modern Quilt Guild www.lamqg.blogspot.com	<u>Meeting</u> - 2 nd Monday of the month
September 12 Simi Valley Quilt Guild www.simivalleyquiltguild.org	<u>Jeri Kennedy</u> Program: Mountain Mist Quilts
September 12 Glendale Quilt Guild www.glendalequiltingguild.org	<u>Laura Fraga</u> Workshop: Dear Jane Blocks 101
September 15 Westside Quilters www.WestsideQuiltersLosAngeles.org	<u>Jean Impey</u> Workshop: Spider Web Quilts
September 16 African American Quilters of Los Angeles www.easysit.com/aaqla	<u>Meeting</u>
September 18 & 19 South Bay Quilters Guild www.southbayquiltersguild.org	<u>Mel Beach</u> – Program: Challenge Yourself Workshop: Intriguing Interleaves
October 2018	
October 3 Santa Monica Quilt Guild www.santamonicaquiltguild.org	<u>Jean Impey</u>
October 7 & 8 San Fernando Valley Quilt Association www.sfvqa.net	<u>Sandy Corbin</u> Program: Making Scrappy Quilts Fresh Workshop: My Basket Collection
October 8 LA Modern Quilt Guild www.lamqg.blogspot.com	<u>Meeting</u> - 2 nd Monday of the month
October 10 Simi Valley Quilt Guild www.simivalleyquiltguild.org	<u>Meeting</u>
October 12 & 13 Westside Quilters www.WestsideQuiltersLosAngeles.org	<u>Jenny Lyon</u> Program: "Quilting is A Contact Sport" Workshop: "Introduction to Fearless Free Motion Quilting"
October 13 Glendale Quilt Guild www.glendalequiltingguild.org	<u>Jean Impey</u> Workshop: Rustic Sun
October 16 & 17 South Bay Quilters Guild www.southbayquiltersguild.org	<u>Tina Curran</u> Program: My Design Process – From Concept to Quilt Workshop: Whimsical Gardens
October 21 African American Quilters of Los Angeles www.easysit.com/aaqla	<u>Meeting</u> – third Sunday of the month

OUT AND ABOUT

- ✂ September 1 – 2 **Busty Bears Quilt Guild– Mountain Treasurer Quilt Show XXX**, 10 am to 5 PM, Big Bear Middle School, 41275 Big Bear Blvd., Big Bear Lake, CA, Admission \$8
- ✂ September 15 – 16 **Coastal Quilters Guild of Santa Barbara and Goleta**, presents Harvest of Color – A Member’s Showcase - Quilt Show honoring the 30th anniversary of the guild.. Earl Warren Showgrounds, Los Positas & Calle Real, Santa Barbara. Over 200 traditional, modern and art quilts, quilting demonstrations, boutique and merchant mall. For information: www.coastalquilters.org
- ✂ September 21-21 **San Diego Quilt Show**, San Diego Convention Center Hall H, 10 am to 6 pm. For additional information go to www.sandiegoquiltshow.com
- ✂ **Points West Quilt Show – Las Vegas Convention Center**, October 17 – 20, 2018. Classes at LVQShow.com/instructors .
- ✂ **Glendale Quilt Guild Presents a Quilters’ Home Studio & Garden Tour, Plus Luncheon**
Saturday, October 20, 2018 Tour: 9:00 am – 12:00 pm Luncheon: 12:30 – 2:00pm La Crescenta Women’s Club
Tickets \$35.00

See the Speaker Calendar of the Southern California Council of Quilt Guilds for additional events. Go to www.sccqg.org scroll down to the bottom of the homepage and click on the box “Speakers” and see other SCCQG guilds and speakers into 2018.

SCCQG - Community Outreach Opportunity

Los Angeles Area School Looking for Help – Volunteer Opportunity

My name is Michele Nieves, and I teach 6th grade math at [Girls Academic Leadership Academy](http://www.girlsacademicleadershipacademy.com). GALA is Los Angeles's first public all-girls school and we are about to start our third year in operation.

I am writing because I learned a bit about quilting at a math camp I attended this summer, and I want to create a quilting project utilizing 6th grade math concepts, such as area and perimeter for my students. I was wondering if you might be able to assist in any way? Your website said your goals are to promote quilting, be of service to the community, and build friendships and I think this would be a great opportunity to meet all three goals!

If you think you can help, the level of commitment can be entirely up to you - from an hour or two to several days or weeks. Here are some things I was thinking of in order of increasing commitment:

- *Giving me a basic lesson on relevant topics such as seam allowance and how much fabric to purchase so that I can create a project and bring it to the students.*
- *Co-creating the project for the students with me.*
- *Coming into my classroom to be a guest speaker to help introduce the project.*
- *Coming into my classroom for several days to be a resource for the students as they are working on the project.*
- *Donating materials so students can make their quilt designs.*

Please let me know if you can assist in any way (and also if you cannot so that I can contact other quilting organizations). Thank you for your time, and I hope to hear from you soon. Please contact me at michele.widener@lausd.net.

Sincerely,

Michele Nieves

Math Department Chair,

Girls Academic Leadership Academy



WQ Member Articles

Perla's Quilting Journey:

Many years ago in the job prior to the one I retired from, one of legal secretaries was a quilter and occasionally she would show us her quilts. Well, my thoughts, as many of you may have thought, why take perfectly good fabric, cut it up into pieces, then put it back together again?!! Little did I know that a few years later, I too, was going to do the exact same thing. At my next job we had a quilter who wanted to share this craft with others, got permission from HR to hold a class once a week, and lo and behold there were 25 of us in those first few months/years! Needless to say, I found heaven. I couldn't soak up her knowledge fast enough. Information just seemed to be second nature. During those years, our leader left and I took her place. The firm even provided us with a room to meet in, store sewing machines (which the firm purchased), fabric, etc. During those years, we managed to donate over 300 quilts to City of Hope plus we provided the firm's Outreach Committee with two large quilts to raffle off with proceeds going to charities the Outreach Committee chose each year. We had quilters coming and going in the group but all in all, we still had 12 quilters who regularly joined us on our Wednesday journeys. Needless to say, Wednesdays had become my favorite day of the week! Sadly, this lovely journey will be coming to an end by the end of this year -- unfortunately the firm needs the room back so we will have to tear down a bit of history. None of it will be forgotten as we always made lovely memory books with pictures/names of the quilts/quilters, etc., of all the lovely quilts we donated to City of Hope.

LABOR DAY



Before.



After.

Quilting Green, *By Pat Karasick*

I like Starch! But, I don't want to add hydrocarbons, compassed gases and volatile organic compounds to the air contributing to smog so I make my own starch and spray basting solution.

Homemade starch recipe

Boil 1 cup water,

Mix 1 Tablespoon of cornstarch with 1 cup cold water.

Add to hot water, mix well

Add one shot of vodka

You may want to add more water if you want a lighter starch finish.

Optional: add aromatic oil: Lavender or jasmine

Put into a spray bottle.

Easy, just a couple of minutes and pennies.

Tips: Spray back of fabric, allow to sink in before pressing

Ironing without steam is supposed to extend your iron's life

Homemade Spray Basting Solution

Put ½ teaspoon salt into 1 cup of water, heat to boiling

Remove from heat

Mix 3-4 Tablespoons of flour in 1 cup cold water, mix well or shake in a container

Add to salty water, whisk over low heat until mixture thickens to a glue-like consistency

Cool

Add 1 cup rubbing alcohol.

Using a funnel pour into a spray bottle.

To use: Lay out backing, spray

Add batting, iron

Spray batting

Spread out top, iron again

Viola, you have a quilt sandwich. I like this best for small projects. No need to spray outside, but you do need to protect the surface that you are spraying on.

Happy Quilting,
Pat Karasick

Programs: Follow Up

Velda Newman's class was a wonderful foray into unique techniques...



Editor's Note:

Out of the Attic and Onto the Catwalk a May 10, 2018 NY Times article by Max Berlinger states "Quilts have been rediscovered yet again; the fashion world's love affair has hit a fever pitch." Calvin Klein showed classic American quilt motifs in its fall 2018 collection, including in dresses and men's shirts. Evoking traditional craftsmanship and the comforts of home, quilts have made their presence all over the fashion landscape of late, especially in high-end men's wear. Prices reach into the thousands.

Designer Emily Bode says there is a physical and emotional comfort from quilts that resonate with her customers, who pay \$1,500 for her one-of-a-kind boxy jackets made from dead-stock or found fabrics. Quilts are also highly personal, said Amelia Peck, a curator of American decorative arts at the Metropolitan Museum of Art. "Quilts are interesting because people can put their own spin on them," she said.



While quilts have been documented all around the world, the form blossomed in America as the cotton industry exploded in the mid-1800s.

Quilts enjoyed a comeback in the late 1960s. "It was very much linked to outsider hippie culture and going back to the land, so it had a political message," Ms. Peck said.

If you had run in to me in 1970 I might have been wearing my red, white & blue patchwork long skirt, similar to the one pictured at the left. Remember the print fabrics of the time? Thought I was so stylish, loved that long skirt paired with custom handmade leather flat sandals, the type with a toe loop! And, the skirt probably was my first patchwork project.

Which of your quilts will you be wearing this fall?

Happy Stitching,
Debbie Nussbaum



Westside Quilters (WQ) Executive Board met at Sally Wright's home on July 7, 2018. President Roberta Walley called the meeting to order at 10:00 a.m.

President: Roberta called for a motion to approve the June 2nd Board meeting minutes. After correcting the spelling of two names, Sally Wright made the motion, Brenda Gottfried seconded it, and the minutes were accepted by voice vote of the Board.

The Board then discussed Sandra Bruce's Material Matrix class: "Wake Up Cup". Board members who had taken the class felt that Sandra answered questions thoughtfully, was well prepared and patient. They liked beginning to sew right away, and that Sandra topped off the workshop with a trunk show of her work.

Vice-President: Sonja will be attending the SCCQG meeting on 'The Business of a Quilt Guild' next week. She welcomed others to attend with her. Karynn noted that Sonja's trip would be a reimbursable expense.

Treasurer: Karynn indicated that WQ's June 26th balance was \$8,671.94. Checks for future venues have been taken care of. There may be a reimbursement from St. Andrews which will be worked out in the future. She noted that Roberta has been successfully added to WQ's account.

Membership: Luann indicated we have 60 members. She will be sending a note to those who have not yet renewed. The Membership form was in the June Newsletter and is on the website.

Website: Sally W. has updated the website with photos from Sandra Bruce's "Wake Up Cup" workshop.

Newsletter: Board members commended Debbie for a "Great" Newsletter. Presentation and graphics evoked especially positive comments. Debbie will notify members when articles are due for the August newsletter.

Philanthropy: The Philanthropy team will be handling the August fabric sale with the help of members. If there is fabric left over, Luann and Kathryn will be able to store it. WQ was notified by a lady who has fabric to donate. Perla will visit her and determine whether it is fabric our members can use, and will get it to the sale. There is also a Husqvarna-Viking sewing machine available. It was suggested that Sue Woods be contacted about the possibility of using that machine in her daughter's class. The Board recommended that an e-mail be sent to all members to remind them of the fabric sale and to encourage them to bring donation fabric early. The Board agreed that the suggested donation for the fabric would be \$2 per yard, as in previous years.

Programs: 1) Pat wanted to clarify that a minimum of \$600 paid to a speaker triggered the need to provide them with a W-9. Sally and others agreed. 2) Arrangements for Velda Newman's August visit were discussed. She will be staying with Roberta, and Pat will pick her up at the airport. The two-day workshop will be held at St. Albans. Sally will check out the availability of tables, and if necessary, will request that they be moved to the room downstairs that WQ will use. The Board agreed that \$30 can be paid to have that done. It was also recommended that workshop attendees be reminded to carpool, as parking is difficult at St. Alban's. 3) The fee for Jean Impey's spiderweb workshop in September was revised to reflect the \$300 subsidy voted by the Board in June. The revised fee is \$45 for members who register early, 1 month in advance, \$50 for registration after that deadline, and \$65 for non-members. 4) There was a discussion about how to handle workshops that are under subscribed. It was recommended that advertising to other guilds be fully explored before cancellation of a workshop is considered.

Future Business: No specific items were identified.

WQ's July 7th Board meeting ended at 11:45 a.m. The next Board Meeting will be August 11, 2018 at Sally's home.

Respectfully submitted,

Sally Madigan
Recording Secretary

Next Executive Board Meeting

The next meeting of the Executive Board will be held, September 23, 2018
All members of Westside Quilters are welcome to attend with prior notice to
Pres@WestsideQuiltersLosAngeles.org.

Our Mission

A new kind of guild organized for educational and charitable purposes; to promote cooperation and the exchange of ideas among quilters; to instruct members in methods and techniques of traditional and contemporary creative quilting; to serve mini-groups and their philanthropic endeavors within the community; to inspire personal achievement.

Officers 2018-2019

President	Roberta Walley
Vice President	Sonja Daniel
Secretary	Sally Madigan
Treasurer	Karynn Dittmar
Program	Brenda Gottfried and Pat Karasick
Membership	Luann Jaffe
Newsletter	Debbie Nussbaum
Philanthropy	Perla Rothenberg, Virginia Marshall, and Lisa Drew
Website Manager	Sally Wright

Appointed Positions

Hospitality	Kim Ryan
Meeting Set-Up/Take-Down	Marianne Simpson Lisa Drew and Sonja Daniel
Photographer	Tanya Heldman
President Emeritus	Kim Ryan

Mailing Address **Post Office Box 641925
Los Angeles, CA 90064**

Website

www.WestsideQuiltersLosAngeles.org

Facebook We're on Facebook. Check out the banner on the WQ website home page (lower center).

Amazon There is a boxed message in the lower center of our website home page giving a direct link to Amazon. By using this link, anything you purchase earns a 4% "dividend" paid directly to WQ. *This only works if you enter the Amazon website from the WQ website link.*

iGive.com This is another way to benefit WQ when shopping on the Internet. Here you need to register (the iGive.com logo appears in the lower center on the WQ website home page and links you directly to iGive.com). More than 800 Internet retailers participate (Barnes & Noble, Bed Bath & Beyond, Enterprise Rent-A-Car, Lancome -- to name a few). Follow the instructions at iGive.com.

Non-Profit Status Westside Quilters is tax-exempt from Federal income tax under section 501(c)(3) of the Internal Revenue Code, and classified as a public charity under section 170 of the Code, according to the determination letter dated May 26, 2011 received from the Internal Revenue Service. The effective date of exemption is June 17, 2010. Donations to Westside Quilters are fully tax-deductible for individuals and other entities such as corporations, partnerships, trusts; Westside Quilters is qualified to accept tax deductible bequests and gifts or transfers of gifts.

F.E.I.N. 27-3145733
(Federal Employer Identification Number)



(Continued from Call for Entry page 12 & 13)

Call for Quilts New Quilts of Southern California 2019

The Southern California Council of Quilt Guilds is accepting entries for an exhibit at Road to California, January 23-27, 2019. Exhibit entries are limited to SCCQG members only.

We would like quilts that are new and have not been widely shown – your latest work! The subject matter, techniques, and genre are up to you! Let's see what's emerging from your sewing studio these days! No Kit Quilts will be accepted. This exhibit will be juried by a team.

Entry requirements are as follows (please read carefully):

- Entry(ies) must have been finished in 2017 or 2018 and be in excellent condition.
- Entry forms available at www.sccqg.org and must be postmarked by November 1, 2018.
- Entries must include a stamped, self-addressed business-sized envelope.
- 4x6 (only) color pictures of both the full quilt and a detail (close-up) with the following information on the back of the photo: title of quilt, dimensions (width x height in inches), and your name.
- The entry form must be enclosed and filled out completely.
- Questions can be answered by sending an e-mail to: quiltwizard1024@gmail.com

Entries missing any of the above will be eliminated from consideration.

Time Table

November 1, 2018 Entry form, pictures, self-addressed stamped envelope and entry fee must be received or postmarked no later than November 1, 2018. Photographs will not be returned for any entries.

December 1, 2018 Notification letters will be mailed by this date. Accepted entries will receive instructions for quilt shipment.

January 14, 2019 Accepted quilts must be received by New Quilts of Southern California for exhibition. Quilts may not arrive before January 14 nor later than January 18.

January 23-27, 2019 New Quilts Exhibit at Road to California, Ontario Convention Center, Ontario, CA

January 29, 2019 Quilts will be shipped/returned to participants